
Children's Insights national dataset

2014-17

Specialist children's domestic abuse services



SafeLives

Ending
domestic
abuse

Contents

At a glance	3
Key findings	4
Service inputs	5
Child profile	6
Child outcomes	18

About this dataset

This data report forms part of a series of publications from SafeLives' Insights datasets. It contains 1,800 unique individual cases at intake and 1,477 matched cases at exit, drawn from 15 specialist children's domestic abuse services across England and Wales which used the SafeLives Children's Insights outcome measurement service between April 2014 and March 2017.

In 962 cases, the child or young person accessing support completed an 'About You' form when they started receiving support from the service, and 667 of these children and young people completed the same form when they left the service.

SafeLives runs the largest national database of domestic abuse cases in the UK. Our Insights database has records of more than 64,000 unique cases of adults experiencing domestic abuse from 2009 to date, and a further 3,000 unique cases of children in domestic abuse households from 2011 to date. These datasets give us an unparalleled overview of the national picture of domestic abuse.

We hope that everyone working to stop domestic abuse will be able to use this data to improve their services so that victims and families get the right help sooner.

At a glance

15 services

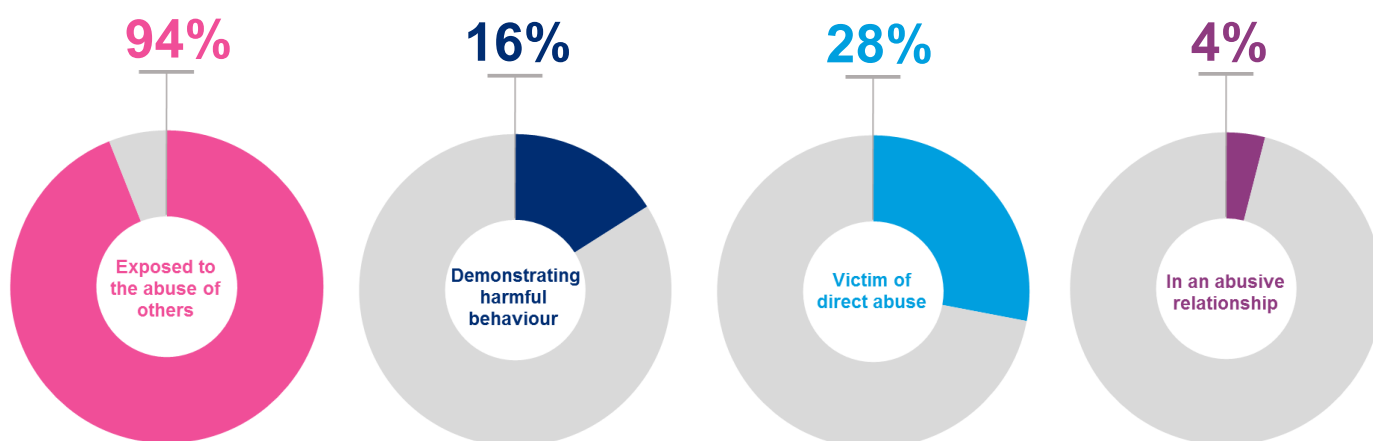
1,800 children entered services

1,477 cases closed

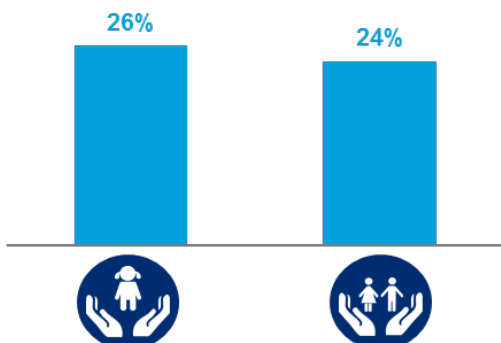


Location of the services in the dataset

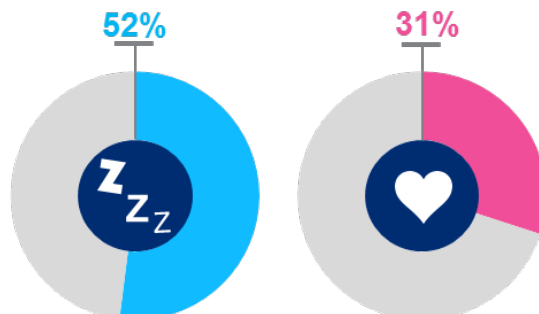
Experience of children and young people supported by services



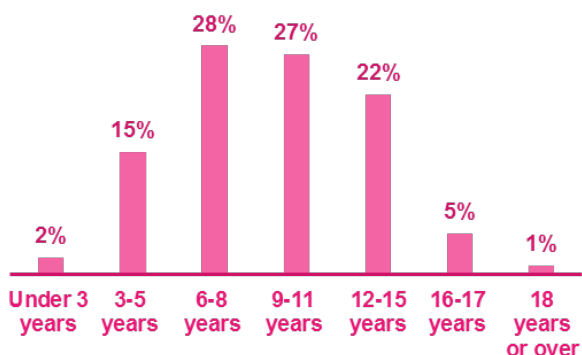
Key findings




The most frequent referral route was **Children and Young People's services**, followed by **Domestic Abuse and Sexual Violence services**




Over half of children had **difficulty sleeping**, and **almost a third** felt like the abuse was their fault



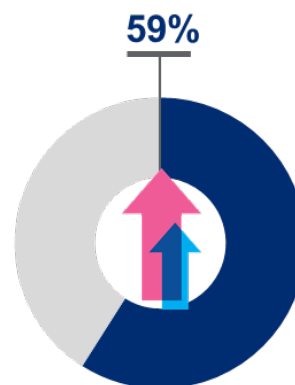
The **average** age of children was **10**. **Over half** of children were **between 6 and 11 years old**



In over half of cases, the abuse that children were exposed to was considered to be of **high severity**



On average, each child was supported for **3.2 months** and in **14% of cases** support was provided to both the **parent and child**



At exit from services, there was a **59% increase** in the percentage of children who felt they **'could cope'**

Service inputs

Cases used in the analysis

Intake forms

1800

In the 3 years to April 2017, caseworkers submitted 1,938 intake forms for children entering children and young people's (CYP) services and 1,047 About You forms filled out from the perspective of the child. 109 intake forms and 62 About You forms were excluded from the dataset due to the child appearing twice. 29 Intake forms and 23 About You forms were excluded due to being completed incorrectly. These forms contain information about child demographics, and the characteristics of the abuse that children accessing CYP services are experiencing.

Exit forms

1477

Caseworkers submitted 1,577 exit forms and 715 About You forms for children leaving CYP services for the 3 years to April 2017. Of these 55 exit forms and 28 About You forms were excluded due to the child appearing more than once, and 45 Exit and 20 About You forms were excluded due to being completed incorrectly. These forms were then matched to their corresponding intake form to provide a picture of child's outcomes at the point of exit compared to intake. They also contain information about what interventions the child accessed.

Referrals

(Information captured at intake, n= 1,800)

Primary Referral Route	%	n
Criminal justice	1%	21
Housing	1%	12
Self/family referral	14%	250
Domestic or sexual violence service	24%	426
Perpetrator programme	0%	0
Marac	2%	44
Health	6%	100
Education	17%	300
Specialist CYPS	26%	475
Other	8%	141

Number of times child engaged	%	n
One	78%	1402
Two	8%	135
Three	2%	42
Four	1%	21
Five or more	2%	42

Socio-demographic description of child or young person accessing CYP services

(Information captured at intake, number of cases (n) = 1,800)

Demographic information at intake		n=1800
Age of child	%	n
Under 3 years old	2%	31
3-5 years old	15%	275
6-8 years old	28%	496
9-11 years old	27%	483
12-15 years old	22%	400
16-17 years old	5%	97
18 years or over	1%	18
Average age of child (years)	10	
Gender of child		n
Female	50%	892
Male	50%	905
Intersex	0%	1
Don't know	0%	1
Ethnicity		n
White British or Irish	87%	1568
Other white background	2%	38
Asian	3%	56
Arab	0%	6
Black	2%	30
Dual Heritage	5%	88
Other	0%	6
Don't know	0%	3
Total black or minority ethnic (B&ME)	12%	224
Interpreter/signer required		n
Parent/carer	2%	29
Child or young person	0%	2

Normal residency arrangements	%	n
Mother	88%	1587
Father	16%	287
Step parent/partner	7%	129
Grandparent	3%	62
Other family member	1%	14
Foster parents	1%	20
Children's home	0%	1
Secure unit	0%	0
Other local authority placement	1%	10
Lives independently	1%	11
Other	0%	4
Don't know	0%	0

Other children	%	n
CYP living with other children	81%	1455
Missing	7%	127
Average no. of other children	2	

Contacts arrangements in place	%	n
Yes	40%	720
No	44%	796
Don't know	5%	88
Missing	11%	196

		n=720
Contact arrangements	%	n
Mother	24%	172
Father	82%	587
Step-parent/partner	3%	21
Grandparent	4%	29
Other family member	1%	4
Foster parents	0%	0
Other	1%	5
Don't know	0%	1

Child disability and complex needs	%	n
Physical	1%	21
Mental health disorder	1%	24
Learning	4%	71
Autism spectrum disorder	3%	54
ADHD	3%	59
Chronic physical illness	0%	4
Speech and language problems	2%	28
Other	2%	44

Child additional needs	%	n
Statement of SEN	5%	88
Pregnant	0%	7
Own children	1%	11
Police/criminal record	0%	8

Risks to the child

(Information captured at intake, n=1,800)

Child risks	%	n
CYP misuses alcohol	3%	50
CYP misuses legal/illegal drugs	3%	52
CYP is homeless	3%	59
CYP is a looked after child	2%	44
CYP in trouble with the police	4%	68
CYP exposed to crime in community	6%	114
CYP at risk of/experiencing HBV	1%	14
CYP at risk of/experiencing CSE	4%	64
CYP at risk of/experiencing FGM	0%	0
CYP at risk of/experiencing forced marriage	0%	1
CYP involved in a gang	0%	4
CYP has ever planned/attempted suicide	3%	59
CYP self harms	7%	134
CYP has depression/anxiety	19%	349
CYP has eating problems	8%	150
CYP has sleep problems	23%	416

Risk assessments completed for child	%	n
None	34%	612
Young people's version of the SafeLives Dash	2%	37
Average no. of ticks	11	
SafeLives Dash risk checklist	1%	25
Average no. of ticks	12	
Sexual exploitation risk assessment framework	1%	10
Child assessment framework	5%	83
Child risk assessment matrix	2%	43
Other	39%	696

Experience of abuse

(Information captured at intake, n= 1,800)

Section 1: Exposure to abuse

		n=1800
Child exposed to abuse	%	n
Yes	94%	1695
No	5%	85
Don't know	1%	19

		n=1695
Severity of abuse	%	n
High	53%	898
Moderate	35%	585
Standard	9%	155
Don't know	2%	41
Current	42%	719
Historic	55%	938

		n=1695
Victim of abuse	%	n
Father	6%	102
Mother	95%	1615
Mother's male partner	1%	20
Mother's female partner	0%	2
Father's female partner	1%	11
Father's male partner	0%	2
Grandparent	1%	18
Sibling	13%	220
Other family (adult)	1%	18
Other family (minor)	1%	13
Cases with multiple victims	17%	303

n=1695		
Perpetrator of abuse	%	n
Father	75%	1276
Mother	6%	106
Mother's male partner	22%	381
Mother's female partner	1%	11
Father's female partner	0%	5
Father's male partner	1%	9
Grandparent	1%	20
Sibling	4%	65
Other family (adult)	2%	35
Other family (minor)	0%	7
Cases with multiple perpetrators	12%	211

n=1695		
Victimised party receiving support	%	n
External statutory service	34%	575
External voluntary service	26%	445
Internal (linked to service supporting CYP)	22%	377
None	23%	391
Don't know	8%	132

n=1695		
Abusing party receiving support	%	n
External statutory service	17%	280
External voluntary service	5%	86
Internal (linked to service supporting CYP)	2%	35
None	31%	518
Don't know	46%	783

		n=1695
Child's experience of abuse	%	n
Often at home when abuse took place	95%	1610
CYP is/was a direct witness to the abuse	74%	1257
Contact visits opportunity for ongoing abuse	28%	476
Directly involved in abuse of parent	6%	106
CYP injured as a result of abuse of a parent	10%	169
Non-abusing parent fearful of harm to child	33%	556
CYP fearful of harm to self	41%	688
CYP fearful of harm to parent	59%	1000
CYP tried to intervene to stop abuse	30%	508
CYP called emergency services	8%	132
CYP feels/felt to blame	23%	387
CYP emotionally abused as result of abuse	54%	915
CYP subject to neglect as a result of abuse	18%	307

Section 2: Direct victimisation by parent/family member

		n=1800
Child is a direct victim of abuse	%	n
Yes	28%	508
No	65%	1162
Don't know	6%	113

		n=508
Perpetrator of abuse	%	n
Father	64%	327
Mother	12%	61
Mother's male partner	21%	107
Mother's female partner	1%	7
Father's female partner	1%	6
Father's male partner	0%	1
Grandparent	2%	8
Sibling	12%	60
Other family member (adult)	1%	3
Other family member (minor)	1%	3
Friend/peer (adult)	0%	1
Friend/peer (minor)	2%	8
Associate (adult)	0%	2
Associate (minor)	1%	3
Cases with multiple perpetrators	4%	75

				n=508	
Type of abuse	Current	Historic	No	Don't know	
Neglect	7%	21%	37%	21%	
Emotional	39%	50%	2%	3%	
Physical	21%	38%	19%	13%	
Sexual	2%	6%	50%	25%	

Section 3: Direct victimisation by intimate partner

			n=1800	
Child is a victim of abuse from an intimate partner		%	n	
Yes		4%	66	
No		86%	1540	
Don't know		11%	192	

			n=66	
Perpetrator of abuse		%	n	
Boyfriend/partner		52%	34	
Ex boyfriend/partner		29%	19	
Girlfriend/partner		3%	2	
Ex girlfriend/partner		0%	0	

			n=66	
Sexual Orientation		%	n	
Heterosexual		77%	51	
Bisexual		3%	2	
Lesbian		0%	0	
Gay		0%	0	
Don't know/not disclosed		8%	5	

			n=66	
Abuse experienced		%	n	
Physical		74%	49	
Sexual		32%	21	
Harassment and stalking		61%	40	
Jealous and controlling behaviour		80%	53	

		n=66	
Severity of abuse	%	n	
Physical			
High	35%	23	
Moderate	29%	19	
Standard	11%	7	
None	11%	7	
Don't know	3%	2	
Sexual			
High	14%	9	
Moderate	15%	10	
Standard	3%	2	
None	38%	25	
Don't know	15%	10	
Harassment and stalking			
High	30%	20	
Moderate	24%	16	
Standard	6%	4	
None	18%	12	
Don't know	6%	4	
Jealous and controlling behaviour			
High	52%	34	
Moderate	23%	15	
Standard	6%	4	
None	3%	2	
Don't know	2%	1	
Is the abuse:			
Current (within the last three months)	61%	40	
Historic	27%	18	

Section 4: Harmful behaviour

n=1800		
Child demonstrating harmful behaviour	%	n
Yes	16%	287
No	80%	1435
Don't know	4%	73

n=287		
Harmful behaviour towards	%	n
Boyfriend/partner	1%	3
Girlfriend/partner	3%	8
Father	4%	11
Mother	56%	157
Mother's male partner	4%	12
Mother's female partner	1%	4
Father's female partner	0%	0
Father's male partner	0%	1
Grandparent	7%	19
Sibling	51%	142
Other family (adult)	3%	7
Other family (minor)	2%	6
Friend/peer (adult)	3%	9
Friend/peer (minor)	32%	88
Associate (adult)	1%	4
Associate (minor)	8%	23
Teacher or other professional	9%	25

n=287				
Type of harmful behaviour	Current	Historic	No	Don't know
Physical	71%	11%	8%	4%
Sexual	2%	1%	67%	8%
Harassment and stalking	3%	0%	66%	8%
Jealous and controlling behaviour	29%	2%	44%	7%

Safety and wellbeing

(Information captured at intake, n= 1,800)

Be healthy	No concern	Minor/Moderate	Severe concern
Physical health	72%	21%	1%
Behavioural problems	37%	49%	8%
Emotional wellbeing	8%	75%	12%
Feel blame/responsibility	32%	46%	4%
Risk taking behaviour	54%	27%	5%
Social development & relationships	45%	40%	5%
School adjustment	49%	35%	5%

Staying safe	Strongly agree	Neutral	Strongly disagree
CYP safe from physical harm at home	61%	19%	14%
CYP safe from psychological harm at home	47%	26%	20%
CYP safe from harm outside home	38%	32%	19%
CYP knows how to get help	36%	26%	26%
CYP knows how to keep him/herself safe	33%	27%	27%

Enjoying and achieving	Strongly agree	Neutral	Strongly disagree
CYP has opportunity to engage with others	75%	11%	6%
Relationship with mother is warm/supportive	70%	14%	7%
Mother able to respond consistently	61%	18%	11%
Relationship with father is warm/supportive	16%	11%	29%
Father able to respond consistently	14%	10%	33%
CYP has positive relationships with others	75%	12%	3%
CYP attends education/training	81%	6%	6%
CYP is doing well with education/training	65%	14%	9%
CYP can form positive relationships	67%	16%	6%

Making a positive contribution	Strongly agree	Neutral	Strongly disagree
CYP has sense of control over their lives	41%	27%	16%
CYP has positive sense of self esteem	42%	28%	20%
CYP confident in themselves	47%	26%	17%
CYP feels valued at home	49%	25%	10%
CYP feels valued outside of the home	42%	30%	8%
CYP adaptable and can cope	29%	34%	20%

Circumstances at intake

(Information captured at intake, n= 1,800)

CYPS involvement at intake: overview	%	n
Caf completed prior to Intake	19%	349
Tac meeting prior to Intake	12%	213
CYP known to social services at intake	57%	1028
Social services involvement with other CYP in household	36%	655

CYPS involvement at intake: type of involvement	Current	Historic
Concerns raised - no further action	7%	11%
Concerns raised - contacts/follow up	6%	7%
Initial assessment	5%	8%
S17 - Child in need	11%	7%
S47 - Child protection	20%	10%
S31 - Care or supervision order	2%	1%
Child protection plan	8%	3%

Other services involved with the family	%	n
Police	30%	370
Probation	4%	48
Cafcass	7%	85
Camhs	12%	151
Speech and language service	3%	42
School nurse	19%	237
Education welfare	20%	246
Educational psychologist	4%	46
Children's centre	5%	67
Youth offending team	2%	23
Casp	0%	2
Family intervention project	10%	124
Troubled families team	9%	116
Youth service	2%	21
Other statutory	26%	323
Other voluntary	30%	377

About You Intake Data

962 About You forms were filled out from the perspective of the child at intake

Your safety	(Strongly) agree	Neutral	(Strongly) disagree
I feel safe at home	70%	16%	14%
I feel safe away from home	52%	24%	23%
I know how to get help	48%	25%	26%
I know how to keep myself safe	46%	28%	26%
I am afraid of getting hurt	42%	23%	34%
I am afraid of someone else getting hurt	52%	17%	30%

Your health	(Strongly) agree	Neutral	(Strongly) disagree
I feel physically healthy	82%	12%	5%
I find it difficult to sleep	52%	18%	29%
I often feel worried	46%	22%	31%
I am often unhappy	36%	24%	39%
I often feel angry	44%	24%	31%
I often get into trouble	28%	23%	48%
I find it difficult to control my emotions	41%	27%	31%
I feel like it's my fault	31%	28%	40%
I do things that I know are dangerous	15%	18%	66%

Enjoying and achieving	(Strongly) agree	Neutral	(Strongly) disagree
I get to do things I enjoy	81%	12%	4%
I have people I trust and can talk to	82%	12%	4%
I have a good relationship with my mum	82%	10%	6%
I have a good relationship with my dad	43%	19%	36%
I enjoy going to school/college/work	68%	17%	13%
I get on well with most people	78%	14%	6%
I have at least one good friend my age	89%	5%	3%
I am getting on well at school/work	74%	15%	8%

Making a contribution	(Strongly) agree	Neutral	(Strongly) disagree
I feel good about myself	68%	20%	10%
I know what I am good at	78%	13%	6%
I feel my opinion counts at home	52%	32%	13%
I feel my opinion counts away from home	48%	35%	14%
I feel positive when I think about the future	55%	31%	11%
I can achieve good things if I try hard	78%	16%	4%
I can cope	49%	31%	18%

Your safety	(Strongly) agree	Neutral	(Strongly) disagree
I hope to continue education/training	35%	9%	2%
I plan to earn my own living in the future	37%	8%	1%

Child outcomes

1477 Exit forms submitted during the reporting period (3 years to April 2017) were used in the analysis for this report. Cases have been matched with their corresponding Intake forms. Intake data reported here (T1) relates only to the cases with an Exit form (T2), which have been compared to exit data from the Insights dataset (NDS). The data provides a description of outcomes for the child at the point of exit from the service compared to intake.

Outcomes and profile of abuse at exit

(Information captured at exit, n=1477)

Case status at exit	%	n
Case closed	98%	1441
Case inactive	2%	36

Recipient of support	%	n
CYP	83%	1219
Parent	1%	20
CYP and Parent	14%	200

Number of contacts with child	Contacts with CYP	Contacts with parent
1-5	32%	8%
6-10	27%	3%
11-15	9%	1%
16-20	4%	1%
21-30	3%	1%
31-40	1%	0%
41-50	1%	0%
51-60	1%	0%
61-70	0%	0%
71-80	0%	0%
>80	0%	0%

Duration of contact	%	n
One off	8%	123
Up to 1 month	8%	122
1 - 3 months	41%	610
3 - 6 months	29%	432
6 - 9 months	6%	91
9 months - 1 year	3%	48
1 year - 18 months	2%	30
>18 months	1%	8
Average case length	3.2 months	

Areas of support	%	n
Safety planning	90%	1326
Marac	11%	155
Support with criminal justice process	6%	83
Financial/benefits advice support	3%	39
Support with CYP social care services	34%	495
Support with child contact	26%	390
Support with housing	10%	145
Support with education and employment	54%	795
Health advice and support	19%	277
Wellbeing advice and support	30%	444
Support with social and leisure activities	24%	357
Direct support of CYP	93%	1366
Access to multi-agency support	5%	68
Other	16%	242

Interventions accessed with caseworker in each area of support	Achieved for CYP	Achieved for parent
Safety planning		
Safety plan in place	84%	10%
Network of supportive adults informed	71%	8%
Mobile phone/alarm supplied	4%	3%
Other	3%	2%
Support with criminal justice process		
Support to give statement to police	1%	1%
Caseworker served as an 'appropriate adult'	1%	0%
Protective measures in place	3%	1%
Arrest of perpetrator	1%	0%
Pre-trial visit arrangement	1%	0%
Accompanied CYP to court	1%	0%
Criminal conviction and sentence	1%	0%
Other	2%	1%

Financial/benefits advice support		
Maternity grant/healthy start vouchers accessed	1%	1%
Other benefits or monetary support accessed	2%	4%
Other	1%	1%
Support with CYP social care services		
Caf completed	2%	0%
Involvement in Caf process	6%	0%
Tac initiated	1%	0%
Referral to CYP social care	6%	1%
Core assessment initiated/undertaken	3%	0%
S17 initiated/in place	8%	0%
S31 initiated/in place	1%	0%
S47 initiated in place	11%	1%
Other	3%	3%
Support with child contact		
Safety issues relating to contact addressed	25%	5%
Child contact arrangements in place	7%	2%
Civil orders in relation to CYP granted/in place	1%	1%
Other	2%	1%
Support with housing		
House/re-housed in area	2%	2%
House/re-housed outside area	3%	2%
Sanctuary	0%	0%
Perpetrator evicted	1%	1%
Refuge	4%	4%
Other	2%	2%
Support with education and employment		
Liaison with school/nursery	52%	6%
Access to education/nursery provision	4%	0%
School uniform obtained	2%	0%
Free school meals in place	2%	0%
Change of school implemented/in progress	3%	0%
Engagement with speech and language services	1%	0%
Engagement with educational welfare services	4%	0%
Engagement with educational psychologist	1%	0%
Engaging with further education	1%	0%
Access to vocational training	1%	0%
Support with finding employment	1%	0%
Making use of Job Centre/Connexions/employment and training	1%	0%

Health advice and support		
Referral to Camhs	3%	0%
Engagement with Camhs	3%	0%
Engagement with other health services to support CYP	6%	1%
Access to health visitor	3%	2%
Access to midwife	0%	0%
Engagement with drug services	0%	0%
Engagement with alcohol services	0%	0%
CYP accessing counselling	6%	1%
Other	5%	2%
Wellbeing advice and support		
Access to children's centre	5%	2%
Improved support network	27%	5%
Engagement with Connexions/other youth service	1%	0%
Caring duties addressed	4%	2%
Access to parenting programmes	1%	4%
Access to parent support programme	0%	1%
Engagement with perpetrator programme	0%	0%
Other	2%	2%
Support with social and leisure activities		
Support to access social or leisure activities	17%	3%
Informal play sessions in refuge	4%	1%
Agency outings accessed	10%	2%
Engagement with Casp	0%	0%
Other	2%	0%
Direct support of CYP		
121 support sessions delivered	81%	8%
Internal group work programme accessed	15%	1%
External group work programme accessed	5%	0%
Attendance at drop-in group	9%	1%
Understanding of abusive behaviour addressed	65%	6%
Self esteem issues addressed	69%	4%
Management of emotions addressed	74%	4%
Coping strategies addressed	70%	5%
Constructive styles of conflict resolution addressed	48%	5%
Feelings of blame for causing abuse addressed	54%	3%
Feelings of responsibility addressed	50%	2%
Understanding of healthy relationships addressed	67%	5%
Other	28%	2%
Access to multi agency support		
Engagement with family intervention project	2%	1%
Other	3%	1%

Other		
Access to transport/material goods	6%	4%
Engagement with another statutory agency	10%	5%
Engagement with another voluntary agency	6%	4%

Experience of abuse recorded at exit (Information captured at exit, n= 1,477)

Section 1: Exposure to abuse

Child exposed to abuse in last month	%	n
Yes	32%	478
No	62%	914
Don't know	4%	61

Level of abuse	n=478	
	%	n
Severe	43%	204
Moderate	33%	158
Standard	19%	89
Don't know	5%	24

Section 2: Direct victimisation by parent/family member

Child is victim of abuse in last month	%	n
Yes	4%	56
No	83%	1232
Don't know	5%	75

Type of abuse	n=56	
	%	n
Neglect	25%	14
Emotional	75%	42
Physical	59%	33
Sexual	4%	2

Section 3: Direct victimisation by intimate partner

Child is victim of abuse in last month	%	n
Yes	1%	19
No	86%	1273
Don't know	5%	70

Type of abuse		n=19
	%	n
Physical	47%	9
Sexual	21%	4
Harassment and stalking	58%	11
Jealous and controlling behaviour	79%	15

Severity of abuse		n=19
	%	n
Physical		
High	16%	3
Moderate	16%	3
Standard	16%	3
None	42%	8
Don't know	5%	1
Sexual		
High	5%	1
Moderate	11%	2
Standard	5%	1
None	53%	10
Don't know	21%	4
Harassment and stalking		
High	21%	4
Moderate	0%	0
Standard	37%	7
None	21%	4
Don't know	16%	3
Jealous and controlling behaviour		
High	32%	6
Moderate	21%	4
Standard	26%	5
None	16%	3
Don't know	5%	1

Section 4: Harmful behaviour

Child is victim of abuse in last month	%	n
Yes	6%	93
No	83%	1230
Don't know	3%	39

Type of harmful behaviour		n=93	
	%	n	
Physical	77%	72	
Sexual	2%	2	
Harassment and stalking	2%	2	
Jealous and controlling	29%	27	

Safety and Wellbeing

(Information captured at exit, n=1,477)

Child risks		
	T1	T2
CYP misuses alcohol	2%	1%
CYP misuses legal/illegal drugs	2%	1%
CYP is homeless	3%	1%
CYP exposed to violence etc. in community	6%	1%
CYP at risk of/experiencing HBV	0%	0%
CYP at risk of/experiencing CSE	3%	2%
CYP at risk of/experiencing FGM	0%	0%
CYP at risk of/experience forced marriage	0%	0%
CYP involved in a gang	0%	0%
CYP self harms	5%	2%
CYP has depression/anxiety	14%	8%
CYP has eating problems	6%	3%
CYP has sleep problems	19%	10%

Be Healthy						
	No concern		Minor/ Moderate		Severe concern	
	T1	T2	T1	T2	T1	T2
Physical health	74%	85%	18%	13%	1%	0%
Behavioural problems	39%	58%	48%	38%	6%	2%
Emotional wellbeing	9%	35%	75%	60%	10%	3%
Feelings of blame	34%	67%	45%	26%	3%	0%
Risk taking behaviour	55%	72%	26%	21%	4%	2%
Social development & relationships	47%	68%	37%	28%	4%	1%
School adjustment	51%	71%	32%	22%	4%	2%

Staying safe						
	(Strongly) agree		Neutral		(Strongly) disagree	
	T1	T2	T1	T2	T1	T2
CYP is safe from physical harm at home	59%	79%	20%	13%	13%	4%
CYP safe from psychological harm at home	46%	67%	28%	23%	18%	6%
CYP is safe from harm outside home	36%	60%	34%	29%	18%	6%
CYP knows how to get help	33%	87%	27%	6%	28%	1%
CYP knows how to keep him/herself safe	31%	86%	28%	6%	28%	1%

Enjoying and achieving						
	T1	T2	T1	T2	T1	T2
CYP has opportunity to engage with others	74%	92%	10%	4%	6%	1%
Mothers relationship with CYP is supportive	70%	80%	13%	10%	6%	3%
Mother is able to respond consistently	61%	69%	18%	17%	10%	8%
Fathers relationship with CYP is supportive	15%	25%	11%	13%	26%	20%
Father is able to respond consistently	13%	18%	10%	15%	30%	23%
CYP has positive relationships with others	76%	90%	11%	6%	2%	0%
CYP regularly attends education/training	80%	88%	6%	5%	6%	3%
CYP is doing well with education/training	65%	80%	14%	11%	9%	4%
CYP is able to form positive relationships	67%	85%	15%	10%	6%	2%

Making a positive						
	T1	T2	T1	T2	T1	T2
CYP has sense of control over their lives	43%	73%	28%	16%	14%	6%
CYP has positive sense of self esteem	45%	75%	28%	16%	16%	5%
CYP confident in themselves	50%	77%	26%	14%	13%	4%
CYP feels valued at home	51%	73%	26%	18%	8%	4%
CYP feels valued outside of the home	44%	68%	30%	21%	8%	3%
CYP is adaptable and can cope	29%	59%	37%	28%	19%	6%

About You Exit data

667 About You Exit forms were filled out from the perspective of the child. The About You Exit forms (T2) have been matched with their corresponding About You Intake forms (T1) below.

Your safety						
	(Strongly) agree		Neither		(Strongly) disagree	
	T1	T2	T1	T2	T1	T2
I feel safe at home	70%	94%	14%	5%	15%	1%
I feel safe away from home	52%	82%	24%	13%	23%	4%
I know how to get help	41%	95%	27%	4%	32%	1%
I know how to keep myself safe	39%	94%	29%	5%	31%	1%
I am afraid of getting hurt	45%	18%	23%	21%	31%	60%
I am afraid of someone else getting hurt	53%	23%	19%	23%	27%	52%

Your health						
	(Strongly) agree		Neither		(Strongly) disagree	
	T1	T2	T1	T2	T1	T2
I feel physically healthy	84%	93%	11%	5%	5%	1%
I find it difficult to sleep	48%	28%	20%	19%	31%	52%
I often feel worried	48%	14%	21%	28%	31%	58%
I am often unhappy	36%	10%	24%	26%	39%	64%
I often feel angry	45%	16%	24%	30%	30%	54%
I often get into trouble	29%	12%	23%	21%	47%	65%
I find it difficult to control my emotions	41%	15%	26%	24%	31%	60%
I feel like it's my fault	32%	8%	28%	20%	39%	71%
I do things that I know are dangerous	15%	6%	20%	15%	65%	78%

Enjoying and achieving						
	(Strongly) agree		Neither		(Strongly) disagree	
	T1	T2	T1	T2	T1	T2
I get to do things I enjoy	84%	94%	12%	4%	4%	0%
I have people I trust and can talk to	84%	96%	12%	2%	3%	0%
I have a good relationship with my mum	86%	91%	8%	5%	5%	3%
I have a good relationship with my dad	44%	47%	18%	15%	36%	36%
I enjoy going to school/college/work	73%	82%	15%	12%	11%	5%
I get on well with most people	80%	89%	13%	9%	6%	1%
I have at least one good friend my age	90%	96%	5%	2%	3%	1%
I am getting on well at school/work	78%	86%	15%	10%	6%	2%

Making a contribution						
	(Strongly) agree		Neither		(Strongly) disagree	
	T1	T2	T1	T2	T1	T2
I feel good about myself	71%	88%	18%	9%	9%	2%
I know what I am good at	80%	91%	14%	6%	5%	1%
I feel my opinion counts at home	53%	75%	32%	19%	13%	5%
I feel my opinion counts away from home	48%	68%	38%	27%	13%	4%
I feel positive when I think about the future	56%	82%	33%	15%	9%	2%
I can achieve good things if I try hard	78%	89%	17%	9%	3%	0%
I can cope	47%	74%	34%	23%	18%	2%

Thinking about the future						
	(Strongly) agree		Neither		(Strongly) disagree	
	T1	T2	T1	T2	T1	T2
I hope to go to continue education/training	32%	40%	9%	5%	2%	2%
I plan to earn my own living in the future	32%	40%	9%	4%	1%	0%